



2" Polystyrene Insulated Sectional Doors

Amarr® 2432/2732

Amarr 2" polystyrene insulated doors feature solid steel construction. Two tough steel skins and an advanced 4-step insulation system make these doors strong and durable.

The Amarr 2432 has an outer skin made from heavy-duty 24-gauge steel and features a stucco embossment with shallow pencil grooves. The Amarr 2732 has an outer skin made from 27-gauge steel with the same panel design and embossment. Both doors utilize 27-gauge steel with stucco embossment for the interior skin.

The 4-step insulation system includes tongue and groove construction, CFC-free polystyrene insulation, weather-stripping, and a thermal break that provides a strong barrier from extreme heat and cold.



CONSTRUCTION


Amarr 2432

Heavy-Duty, 2" 24-gauge steel


Amarr 2732

Medium-Duty, 2" 27-gauge steel

R-Value 9.4 **TRIPLE-LAYER Steel + Insulation + Steel**
Amarr 2432



R-Value 9.4 **TRIPLE-LAYER Steel + Insulation + Steel**
Amarr 2732



Rapid Install Vertical Lift: Designed specifically for commercial warehouse and dock doors and saves approximately 20 minutes of installation time per door due to fewer jamb attachments and a pre-assembled, one-piece track. Available for door sizes up to 9'4" x 10'. For more information, please visit www.amarr.com.

Track: All Amarr doors are available with both 2" or 3" track in Standard Lift, High Lift, Vertical Lift, Low Headroom, and Follow the Roof Pitch. Custom track configurations are also available. For drawings and more information, please visit www.amarr.com.

Springs: Torsion springs are oil tempered, helical wound and custom computed for each door for a minimum 10,000 cycle life. Optional springs are available up to 100,000 cycle life.

Standard Hardware: Galvanized steel hinges and track brackets. All rollers have minimum 10-ball bearings.

SPECIFICATIONS

	Heavy-Duty Amarr 2432	Medium-Duty Amarr 2732
STEEL THICKNESS (Exterior/Interior)	24 ga / 27 ga	27 ga / 27 ga
PANEL DESIGN	Pencil Groove	Pencil Groove
STEEL EMBOSSMENT	Stucco	Stucco
DOOR THICKNESS	2" (5.1cm)	2" (5.1cm)
CONSTRUCTION LAYERS	Triple	Triple
INSULATION¹	Polystyrene	Polystyrene
R-VALUE²	9.4	9.4
U-VALUE	0.106	0.106
AIR INFILTRATION	.18 cfm/ft2 @ 15 mph / .30 cfm/ft2 @ 25 mph	.18 cfm/ft2 @ 15 mph / .30 cfm/ft2 @ 25 mph
MINIMUM WIDTH	6'	6'
MAXIMUM WIDTH	24' 2"	24' 2"
MINIMUM HEIGHT	7'	7'
MAXIMUM HEIGHT	26' 1"	26' 1"
WIND LOAD³ AVAILABLE	•	•
PAINT FINISH WARRANTY⁴	10 Years	10 Years
WORKMANSHIP/HARDWARE WARRANTY⁴	1 Year	1 Year


¹ Insulation has passed self-ignition, flamespread and smoke developed index fire testing.

² Calculated door section R-value is in accordance with DASMA TDS-163.

³ It is your responsibility to make sure your garage door meets local building codes.

⁴ For complete warranty details, visit amarr.com or contact your local Amarr dealer.

PANEL OPTIONS



PENCIL GROOVE PANEL WITH STUCCO EMBOSSMENT

WINDOW OPTIONS



24" X 12" INSULATED GLASS
Available with either a black or white frame.



24" X 6" DOUBLE INSULATED ACRYLIC WINDOWS WITH BLACK FRAME

STEEL COLORS

Amarr steel doors are pre-painted; for custom colors, exterior latex paint must be used. Visit amarr.com for instructions on painting. Actual paint colors may vary from samples shown.



TRUE WHITE (TW)



SANDTONE (ST)



COMMERCIAL GRAY (CY)



COMMERCIAL BROWN (CB)



Amarr Color Zone*

Over 600 SnapDry™ paint colors. Approved color list is at amarr.com/amarr_color_zone. Check your local Sherwin-Williams store for SnapDry paint chips.

*Price upcharge applies.



Entrematic

165 Carriage Court
Winston-Salem, NC 27105
800.503.D00R
www.amarr.com

FOR TECHNICAL QUESTIONS:

1.866.366.4814



YOUR LOCAL AMARR DEALER:

Fray Pedro de Gante 85, Cimatario, Santiago de Querétaro, Querétaro, México CP 76030

(442) 727-0441

contacto@klh.com.mx

klh de México
www.klh.com.mx