



Amarr Energy Efficient Polyurethane Insulated Sectional Doors

www.amarr.com

High R-Value Doors to Meet All Your Needs

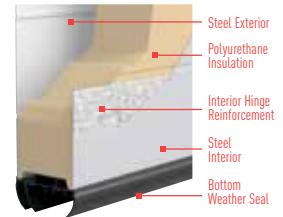
Amarr polyurethane insulated products are our top-of-the-line energy efficient doors; constructed using CFC-free polyurethane insulation to create a strong monolithic panel. Heavy-duty 14-gauge minimum galvanized steel hinges standard.



Amarr® 2743 3" SUPER-DUTY

Superior Energy Efficiency
Exceptional performance for long-term value

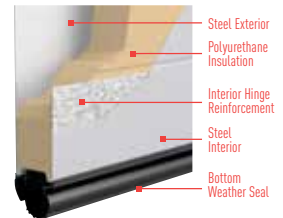
R-Value
28.0



Amarr® 2042 2" EXTRA HEAVY-DUTY

High Energy Efficiency
Flush modern look

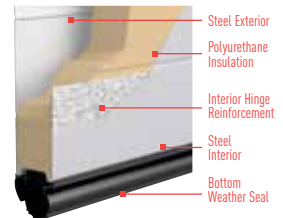
R-Value
19.4



Amarr® 2742B/2742C 2" HEAVY-DUTY

High Energy Efficiency
Pencil groove design for added strength

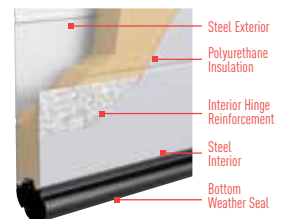
R-Value
19.4



Amarr® 2741 1-3/8" MEDIUM-DUTY

Energy efficient
Competitively priced

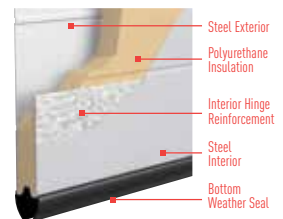
R-Value
14.5



Amarr® 3040 1" MEDIUM-DUTY

Energy efficient and economical
Ideally suited for vertical dock doors

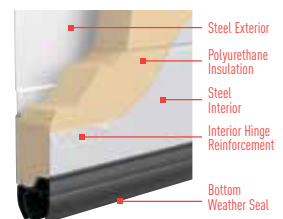
R-Value
10.1



Amarr® 2747 1-5/8" HEAVY-DUTY

Versatile replacement section
Compatible with other manufacturer's shiplap doors

R-Value
15.1





Amarr 2042 with 3 Clear Anodize Aluminum Full View sections [custom painted by owner].

PANEL DESIGNS

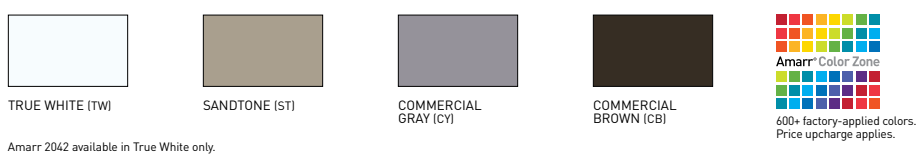


AMARR 2042:
FLUSH PANEL

AMARR 2743, 2742, 2741 and 3040:
PENCIL GROOVED

AMARR 2747:
WIDE GROOVE

STEEL COLORS



TRUE WHITE (TW)

SANDTONE (ST)


COMMERCIAL GRAY (CY)

COMMERCIAL BROWN (CB)

Amarr 2042 available in True White only.

Amarr Color Zone
600+ factory-applied colors.
Price upcharge applies.

Air Infiltration Performance



- Meets Building Energy Efficiency Standards: ASHRAE 90.1, IECC® 2015, CA Title 24 2016
 - 3rd party certification tested
 - Certification available for Amarr 2743, 2042, 2742, 2741 and 3040
- Both seals required to meet the above standards

WINDOW OPTIONS



26" x 13" DOUBLE INSULATED ACRYLIC WINDOWS with BLACK FRAME
Not available for Amarr 2743

24" x 12" TEMPERED INSULATED GLASS with BLACK or WHITE FRAME
Not available for Amarr 2747 & 3040

24" x 8" TEMPERED INSULATED with BLACK FRAME
Not available for Amarr 3040

24" x 6" DOUBLE INSULATED ACRYLIC WINDOWS with BLACK FRAME
Not available for Amarr 2743, 2747 & 3040

Repair Any 1-5/8" Shiplap Door

- Compatible section profile
- Similar exterior and interior groove designs
- Comparable section weights requires no spring change



DAMAGED COMPETITIVE DOOR



REPAIRED DOOR WITH AMARR 2747 REPLACEMENT SECTION

Amarr 2042 and 2742 Options

ALUMINUM SECTION




GLAZED ALUMINUM




PERFORATED ALUMINUM†
0.312" square perforations on 1/2" centers



LOUVERED ALUMINUM
6 columns of (12) 3"x 3/4" vents on a 4' x 24" panel




CLEAR ANODIZE



DARK BRONZE ANODIZE



BLACK ANODIZE



WHITE POWDER COAT

Actual color may vary from samples


† Also available in Mill finish.

SUPERFLEX IMPACT SECTION



SuperFlex sections flex in & out 8"-10". High-performance TPO skins on a flexible fiberglass tube frame helps minimize lower door section damage commonly found in today's busy warehouses.

PASS DOOR with stainless steel frame



Available in door sizes up to 16'2" wide x 16' tall. Wind load option not available.

Polyurethane Insulated Steel Doors Specifications

SPECIFICATIONS

| | Super-Duty | Extra Heavy-Duty | Heavy-Duty | | Heavy-Duty | Medium-Duty | Medium-Duty |
|--|-------------------|-------------------|-------------------|------------------|------------------|-------------------|-------------------|
| | Amarr 2743 | Amarr 2042 | 2742B | 2742C | Amarr 2747 | Amarr 2741 | Amarr 3040 |
| DOOR THICKNESS | 3" (7.6 cm) | 2" (5.1cm) | 2" (5.1cm) | | 1-5/8" (4.1cm) | 1-3/8" (3.5cm) | 1" (2.5cm) |
| PROFILE DESIGN | Tongue and Groove | Tongue and Groove | Tongue and Groove | | Shiplap | Tongue and Groove | Tongue and Groove |
| EXTERIOR STEEL THICKNESS | 27 ga | 20 ga | 27 ga | | 27 ga | 27 ga | .012" |
| PANEL DESIGN | Pencil Groove | Flush | Pencil Groove | | Wide Groove | Pencil Groove | Pencil Groove |
| STEEL EMBOSMENT | Stucco | Stucco | Stucco | | Stucco | Stucco | Stucco |
| CONSTRUCTION LAYERS | Triple | Triple | Triple | | Triple | Triple | Triple |
| INSULATION ¹ | Polyurethane | Polyurethane | Polyurethane | | Polyurethane | Polyurethane | Polyurethane |
| R-VALUE ² | 28.0 | 19.4 | 19.4 | | 15.1 | 14.5 | 10.1 |
| HINGE REINFORCEMENT | Continuous Strip | Continuous Strip | Backer Plate | Continuous Strip | Continuous Strip | Backer Plate | Backer Plate |
| BOTTOM WEATHER SEAL (Co-Extruded PVC) | Triple Contact | Dual Contact | Dual Contact | | Triple Contact | Dual Contact | Dual Contact |
| DOOR WIDTH MIN | 5' | 5' | 5' | | 5' | 5' | 5' |
| DOOR WIDTH MAX | 40' 2" | 40' 2" | 40' 2" | | 24' 2" | 20' 2" | 20' 2" |
| DOOR HEIGHT MIN | 7' | 7' | 7' | | 7' | 7' | 7' |
| DOOR HEIGHT MAX | 26' 1" | 26' 1" | 26' 1" | | 26' 1" | 14' 1" | 16' 1" |
| PASS DOOR | | • | • | | | | |
| ALUMINUM SECTIONS | | • | • | | | | |
| WIND LOAD ³ AVAILABLE | • | • | • | | | • | |
| PAINT FINISH WARRANTY ⁴ | 10 Years | 10 Years | 10 Years | | 10 Years | 10 Years | 10 Years |
| WORKMANSHIP/HARDWARE WARRANTY ⁴ | 1 Year | 1 Year | 1 Year | | 1 Year | 1 Year | 1 Year |

Track: All Amarr doors are available with both 2" or 3" track in Standard Lift, High Lift, Vertical Lift, Rapid Install Vertical Lift, Low Headroom, and Follow the Roof Pitch. Custom track configurations are also available. For drawings and more information, please visit www.amarr.com.



Rapid Install Vertical Lift: Designed specifically for commercial warehouse and dock doors and saves approximately 20 minutes of installation time per door due to fewer jamb attachments and a pre-assembled, one-piece track. Available for door sizes up to 9'4" x 10'. For more information, please visit www.amarr.com.

Springs: Torsion springs are oil tempered, helical wound and custom computed for each door for a minimum 10,000 cycle life. Optional springs are available up to 100,000 cycle life.

Standard Hardware: Galvanized steel hinges and track brackets. All rollers have minimum 10-ball bearings.

¹ Insulation has passed self-ignition, flamespread and smoke developed index fire testing.

² Calculated door section R-value is in accordance with DASMA TDS-163. Amarr 2042 and 2742 R-value tested and verified in accordance to ASTM 518 by an independent lab.

³ It is your responsibility to make sure your garage door meets local building codes.

⁴ For complete warranty details, visit amarr.com or contact your local Amarr dealer.

* Available door width and height depends on total door weight. Total door weight cannot exceed 635 lbs for 2" track or 2200 lbs for 3" track.

Our Philosophy. Since 1951, we have successfully raised the standards of quality, value, and dependability in the garage door industry. Today, with the same promise of individual attention and great value for all our customers, we remain committed to offering Amarr products and services that raise those standards even higher.



Your Local Amarr Dealer:

📍 Fray Pedro de Gante 85, Cimatario, Santiago de Querétaro, Querétaro, México CP 76030

☎ (442) 727-0441

✉ contacto@klh.com.mx

klh de México
www.klh.com.mx